

*Color is the
finishing
touch on
everything!*

Innovative products
are fully customizable.


Create something
special for your guest.



innovative[™]
ELEVATE Your Experience



Innovative Model inn402RM features a retro contemporary design with smooth cabinet finish, round edges and choice of front or side pull handle. Perfect for built-in or freestanding applications, this model is available in a variety of colors to complement your room design. Custom colors are available upon request.



Black



Silver



Red



Orange




Blue



Yellow



Warm Grey



White

FEATURES

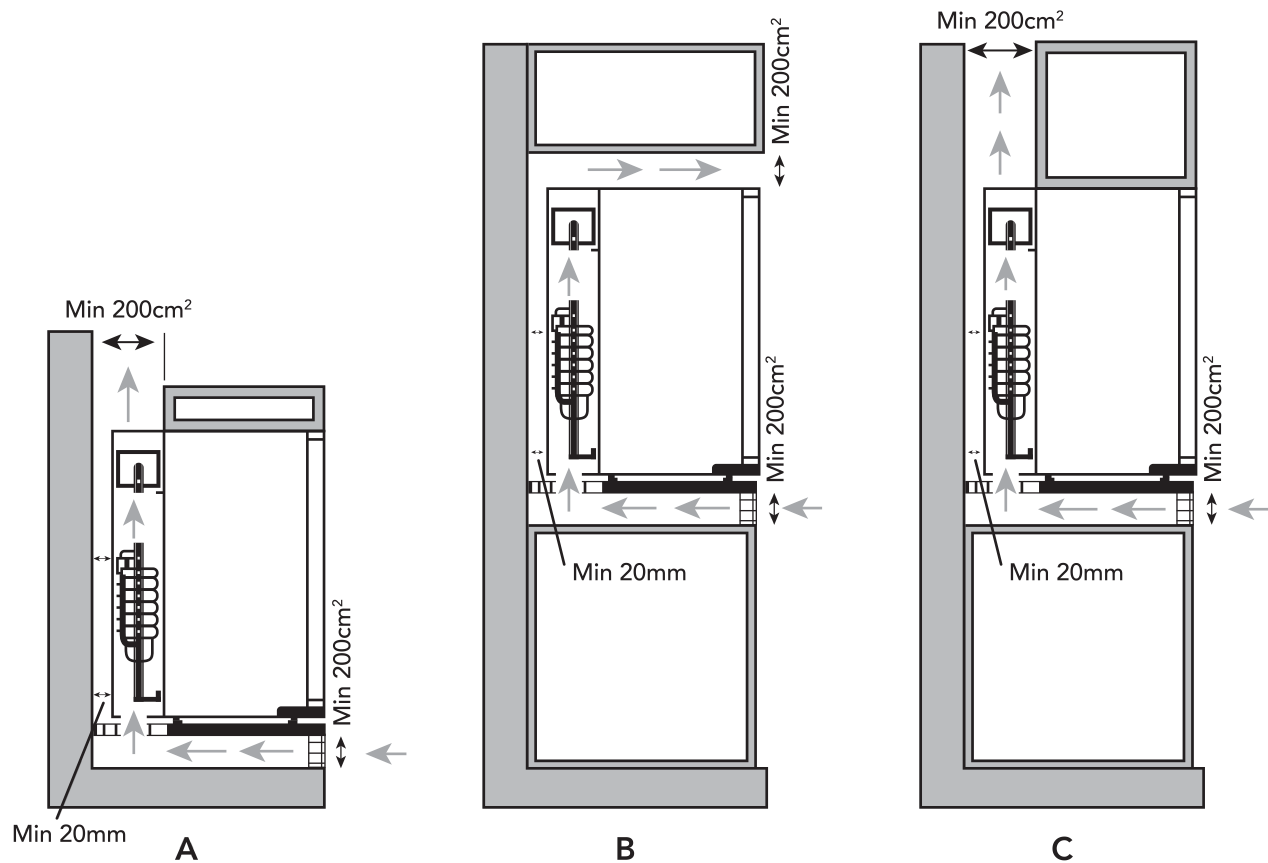
- 40 LITERS (1.41 CFT)
- ABSORPTION COOLING SYSTEM (zero noise)
- INTERNAL LIGHT
- ENERGY EFFICIENT
- ETL CERTIFIED
- AUTO DEFROST
- (1) ADJUSTABLE GLASS SHELF
- REVERSIBLE DOOR HINGE

SPECS	Model inn402RM
Dimensions:	H: 23.25" W: 15.8" D: 19.75"
Weight:	43 lbs.
Power Supply:	110-240v, 50/60Hz
Wattage:	75w

Innovative Hospitality Concepts, Inc.

P: (954) 733-2500 / F: (954) 733-2988
2855 North University Drive, Suite 510
Coral Springs, FL 33065

www.experienceINNOVATIVE.com



The premise is to create a chimney effect in the back of unit. Cold air enters the furniture at the base, passes through the cooling system and the warm air rises and escapes.

Unit must stand on a level surface.

There should be 50mm clearance to the rear wall and 25mm clearance on the sides and top of unit inside the furniture cavity.

Air must be freely circulated through the cooling system.

If ventilation grills are added to the air in or out, an opening of 200cm² minimum is required for each.